



# Individual Results




## Phase 3

### Monpazier - Monpazier (FRA) 28-08-2020 - CEI3 140KM :26 Riders

Percentages: Qualified: 76.92% Not qualified: 23.08% (including GA (ex LA): 07.69% ME: 07.69% RET: 03.85% MISC: 03.85%)

RANK	NUM.	AV. SPEED	NAT.	PHASE	RANK	ARRIVAL	IN TIME	RECOV. T.	PH. SPD	BPM	AV. SPD	TOTAL REC.	LAP/LEAD
1	204	16.639	Dep. : 14:05:21	1	1	09:01:34	09:03:53	00:02:19	15.596	55/54	15.596	00:02:19	00:00:00
<b>Simona GARATTI</b>				2	3	11:38:20	11:40:33	00:02:13	16.971	57/54	16.189	00:04:32	00:03:57
DEIZI				3	1	13:22:25	13:25:21	00:02:56	18.519	62/56	16.639	00:07:28	00:00:00
Total Riding Time: 05:35:21													
2	219	16.634	Dep. : 14:05:28	1	9	09:01:37	09:08:12	00:06:35	15.171	61/52	15.171	00:06:35	00:04:19
<b>Julia MONTAGNE</b>				2	1	11:32:41	11:36:36	00:03:55	18.266	62/62	16.429	00:10:30	00:00:00
MICHTO DU LAURAGAIS				3	2	13:19:53	13:25:28	00:05:35	17.425	58/60	16.634	00:16:05	00:00:07
Lap / preceding :00:00:07													
Total Riding Time: 05:35:28													
3	216	16.524	Dep. : 14:07:42	1	3	09:01:36	09:04:08	00:02:32	15.571	59/60	15.571	00:02:32	00:00:15
<b>Camille MAGNAN</b>				2	2	11:36:47	11:39:37	00:02:50	17.145	62/66	16.245	00:05:22	00:03:01
KEHOPS				3	3	13:24:28	13:27:42	00:03:14	17.626	62/60	16.524	00:08:36	00:02:21
Lap / preceding :00:02:14													
Total Riding Time: 05:37:42													
4	223	16.502	Dep. : 14:08:09	1	4	09:01:31	09:04:09	00:02:38	15.569	62/56	15.569	00:02:38	00:00:16
<b>Vicky CAPELIER</b>				2	5	11:38:22	11:41:00	00:02:38	16.945	54/52	16.162	00:05:16	00:04:24
BIWAKA DE CHALENDRAT				3	4	13:24:29	13:28:09	00:03:40	17.870	58/56	16.502	00:08:56	00:02:48
Lap / preceding :00:00:27													
Total Riding Time: 05:38:09													
5	211	16.496	Dep. : 14:08:16	1	7	09:01:38	09:07:07	00:05:29	15.275	60/60	15.275	00:05:29	00:03:14
<b>Maeva Oceane AIELLO</b>				2	4	11:36:48	11:40:38	00:03:50	17.442	60/54	16.184	00:09:19	00:04:02
MAHRAN ALBIDAYER				3	5	13:24:32	13:28:16	00:03:44	17.743	59/64	16.496	00:13:03	00:02:55
Lap / preceding :00:00:07													
Total Riding Time: 05:38:16													
6	205	16.392	Dep. : 14:10:24	1	8	09:01:34	09:07:08(2)	00:05:34	15.274	60/58	15.274	00:05:34	00:03:15
<b>Daniele SERIOLI</b>				2	6	11:38:21	11:43:21(2)	00:05:00	17.037	54/56	16.023	00:10:34	00:06:45
BONOVA J J				3	6	13:27:40	13:30:24	00:02:44	17.897	60/56	16.392	00:13:18	00:05:03
Lap / preceding :00:02:08													
Total Riding Time: 05:40:24													
7	220	16.168	Dep. : 14:15:08	1	2	09:01:33	09:04:05	00:02:32	15.576	62/60	15.576	00:02:32	00:00:12
<b>Margaux CARTERET</b>				2	7	11:38:23	11:43:31(2)	00:05:08	16.578	59/56	16.014	00:07:40	00:06:55
VOIVOD DE CROUZ				3	7	13:27:41	13:35:08	00:07:27	16.756	62/56	16.168	00:15:07	00:09:47
Lap / preceding :00:04:44													
Total Riding Time: 05:45:08													
8	213	15.733	Dep. : 14:24:40	1	15	09:10:29	09:12:43	00:02:14	14.750	55/52	14.750	00:02:14	00:08:50
<b>Roman LAFAURE</b>				2	12	11:51:51	11:54:24	00:02:33	16.272	56/56	15.401	00:04:47	00:17:48
CAIPI CABIRAT				3	8	13:42:51	13:44:40	00:01:49	17.078	59/62	15.733	00:06:36	00:19:19
Lap / preceding :00:09:32													
Total Riding Time: 05:54:40													
9	224	15.729	Dep. : 14:24:45	1	10	09:10:31	09:12:24	00:01:53	14.778	52/52	14.778	00:01:53	00:08:31
<b>Louna SCHUITEN</b>				2	16	11:51:52	11:54:51	00:02:59	16.170	57/60	15.377	00:04:52	00:18:15
UBAC DU FAUSSET				3	9	13:42:50	13:44:45	00:01:55	17.167	57/54	15.729	00:06:47	00:19:24
Lap / preceding :00:00:05													
Total Riding Time: 05:54:45													
10	201	15.723	Dep. : 14:24:53	1	15	09:10:32	09:12:43	00:02:11	14.750	55/50	14.750	00:02:11	00:08:50
<b>Cristina YEBRA ALTIMIRAS</b>				2	10	11:51:56	11:54:16	00:02:20	16.290	53/48	15.408	00:04:31	00:17:40
MAVER NEMESIS SH				3	10	13:42:51	13:44:53	00:02:02	16.993	52/54	15.723	00:06:33	00:19:32
Lap / preceding :00:00:08													
Total Riding Time: 05:54:53													

RANK	NUM.	AV. SPEED	NAT.	PHASE	RANK	ARRIVAL	IN TIME	RECOV. T.	PH. SPD	BPM	AV. SPD	TOTAL REC.	LAP/LEAD
11	225	15.712	Dep. : 14:25:09	1	11	09:10:31	09:12:33	00:02:02	14.765	60/60	14.765	00:02:02	00:08:40
<b>Celine JUST</b>				2	18	11:51:53	11:55:03	00:03:10	16.163	55/56	15.366	00:05:12	00:18:27
BELGER 87 5				3	11	13:42:49	13:45:09	00:02:20	17.118	61/64	15.712	00:07:32	00:19:48
Lap / preceding :00:00:16				Total Riding Time: 05:55:09									
12	210	15.692	Dep. : 14:25:36	1	14	09:10:28	09:12:39	00:02:11	14.756	58/54	14.756	00:02:11	00:08:46
<b>Laetitia PEGAZ TOCQUET</b>				2	11	11:51:54	11:54:21	00:02:27	16.270	61/56	15.404	00:04:38	00:17:45
DEMONJOI AL SHAQAB				3	12	13:42:52	13:45:36	00:02:44	16.842	59/56	15.692	00:07:22	00:20:15
Lap / preceding :00:00:27				Total Riding Time: 05:55:36									
13	212	15.691	Dep. : 14:25:37	1	13	09:10:30	09:12:38	00:02:08	14.757	64/64	14.757	00:02:08	00:08:45
<b>Julien LAFAYE</b>				2	13	11:51:52	11:54:34	00:02:42	16.238	64/58	15.392	00:04:50	00:17:58
CHEBA CABIRAT				3	13	13:42:51	13:45:37	00:02:46	16.890	62/60	15.691	00:07:36	00:20:16
Lap / preceding :00:00:01				Total Riding Time: 05:55:37									
14	209	15.690	Dep. : 14:25:39	1	12	09:10:28	09:12:35	00:02:07	14.762	55/60	14.762	00:02:07	00:08:42
<b>Marine FAUCON</b>				2	9	11:51:55	11:54:14	00:02:19	16.276	55/56	15.410	00:04:26	00:17:38
ADA'AM AL SHAQAB				3	14	13:42:49	13:45:39	00:02:50	16.803	63/60	15.690	00:07:16	00:20:18
Lap / preceding :00:00:02				Total Riding Time: 05:55:39									
15	222	15.679	Dep. : 14:25:54	1	19	09:10:32	09:12:58	00:02:26	14.727	62/60	14.727	00:02:26	00:09:05
<b>Nina LISSARRAGUE</b>				2	15	11:51:54	11:54:46	00:02:52	16.256	63/60	15.381	00:05:18	00:18:10
COOKAI DE BOZOULS				3	15	13:42:52	13:45:54	00:03:02	16.870	61/60	15.679	00:08:20	00:20:33
Lap / preceding :00:00:15				Total Riding Time: 05:55:54									
16	206	15.676	Dep. : 14:25:58	1	20	09:10:33	09:13:31	00:02:58	14.677	52/42	14.677	00:02:58	00:09:38
<b>Charline LEONARD</b>				2	17	11:51:57	11:54:55	00:02:58	16.310	58/64	15.373	00:05:56	00:18:19
EAUNOIRE HANUMPTRA				3	16	13:42:52	13:45:58	00:03:06	16.890	53/64	15.676	00:09:02	00:20:37
Lap / preceding :00:00:04				Total Riding Time: 05:55:58									
17	221	15.673	Dep. : 14:26:02	1	22	09:10:35	09:14:19	00:03:44	14.606	54/52	14.606	00:03:44	00:10:26
<b>Raphael RAPIN</b>				2	20	11:51:55	11:55:26	00:03:31	16.348	58/58	15.345	00:07:15	00:18:50
ZANUBIYA A'DIAMONDS				3	17	13:42:53	13:46:02	00:03:09	16.997	58/64	15.673	00:10:24	00:20:41
Lap / preceding :00:00:04				Total Riding Time: 05:56:02									
18	202	15.665	Dep. : 14:26:12	1	18	09:10:33	09:12:55	00:02:22	14.731	56/52	14.731	00:02:22	00:09:02
<b>Laura YANES ARMAS</b>				2	21	11:51:56	11:55:33	00:03:37	16.146	55/48	15.339	00:05:59	00:18:57
LT DISIMULA				3	18	13:42:52	13:46:12	00:03:20	16.985	56/50	15.665	00:09:19	00:20:51
Lap / preceding :00:00:10				Total Riding Time: 05:56:12									
19	214	15.608	Dep. : 14:27:31	1	17	09:10:30	09:12:46	00:02:16	14.745	60/56	14.745	00:02:16	00:08:53
<b>Lore PERSAIS</b>				2	14	11:51:54	11:54:38	00:02:44	16.247	63/58	15.388	00:05:00	00:18:02
CHEITAN CABIRAT				3	19	13:42:51	13:47:31	00:04:40	16.465	61/56	15.608	00:09:40	00:22:10
Lap / preceding :00:01:19				Total Riding Time: 05:57:31									
20	203	15.605	Dep. : 14:27:35	1	21	09:10:31	09:14:08	00:03:37	14.622	56/60	14.622	00:03:37	00:10:15
<b>Irene BARCONS PALOMERA</b>				2	22	11:51:57	11:56:52	00:04:55	16.133	55/54	15.268	00:08:32	00:20:16
BLAT				3	20	13:42:52	13:47:35	00:04:43	16.969	64/60	15.605	00:13:15	00:22:14
Lap / preceding :00:00:04				Total Riding Time: 05:57:35									
21	218	15.211	Dep. : 14:36:50	1	25	09:10:34	09:15:45	00:05:11	14.480	59/46	14.480	00:05:11	00:11:52
<b>Lea MARTIN</b>				2	19	11:51:58	11:55:14	00:03:16	16.571	57/56	15.356	00:08:27	00:18:38
ASRENA				3	21	13:43:00	13:56:50(2)	00:13:50	14.706	62/60	15.211	00:22:17	00:31:29
Lap / preceding :00:09:15				Total Riding Time: 06:06:50									
0	208	ME	Dep. : 14:27:26	1	6	09:03:33	09:06:17	00:02:44	15.357	57/56	15.357	00:02:44	00:02:24
<b>Estelle GAUDIEZ</b>				2	8	11:42:59	11:47:21	00:04:22	16.355	63/60	15.792	00:07:06	00:10:45
SIDI ORIENTAL				3	ME	13:37:50	13:47:26(2)	00:09:36	14.984	64/68	15.611	00:16:42	00:22:05
Lap / preceding :23:50:36				Total Riding Time: 05:57:26									
0	217	FTC	Dep. : 13:49:49	1	24	09:10:33	09:15:16	00:04:43	14.522	59/64	14.522	00:04:43	00:11:23
<b>Sarah AUSSEURS RECKEL</b>				2	23	11:54:40	12:00:53	00:06:13	15.762	59/64	15.058	00:10:56	00:24:17
BAILA D'ISA				3	FTC	13:05:16	13:09:49	00:04:33	41.475	56/56	17.447	00:15:29	23:44:28
Lap / preceding :23:22:23				Total Riding Time: 05:19:49									

RANK	NUM.	AV. SPEED	NAT.	PHASE	RANK	ARRIVAL	IN TIME	RECOV. T.	PH. SPD	BPM	AV. SPD	TOTAL REC.	LAP/LEAD	
0	200	GA	Dep. : 00:40:00		1	09:01:32	09:04:12	00:02:40	15.564	58/56	15.564	00:02:40	00:00:19	
<b>Silvia YEBRA ALTIMIRAS</b>					2	GA	11:38:23	11:40:58	00:02:35	16.957	59/60	16.164	00:05:15	00:04:22
CREOLE DE BOZOULS				25/03/2012										
Lap / preceding :23:11:09														
<i>Total Riding Time: 04:30:58</i>														
0	207	ME	Dep. : 00:40:00		1	09:10:38	09:21:58(2)	00:11:20	13.956	59/64	13.956	00:11:20	00:18:05	
<b>Ella HOUIS</b>					2	ME	11:51:59	12:06:01(2)	00:14:02	15.961	66	14.796	00:25:22	00:29:25
VOL D'ANGE DE VALDIEU				25/04/2009										
Lap / preceding :00:25:03														
<i>Total Riding Time: 04:56:01</i>														
0	215	GA	Dep. : 00:40:00		1	09:10:33	09:14:48	00:04:15	14.563	54/52	14.563	00:04:15	00:10:55	
<b>Aurelie CUBAYNES</b>					2	GA	11:51:57	11:56:33	00:04:36	16.263	61/61	15.285	00:08:51	00:19:57
BAHDJA				22/04/2011										
Lap / preceding :23:50:32														
<i>Total Riding Time: 04:46:33</i>														

WD=Withdrawn, RET=Retired, DSQ=Disqualified, FNR=Finished not ranked, LA=Lame, MI=Minor injury, CI=Catastrophic injury, ME=Metabolic, ME-TR=Metabolic invasive treatment, OT=Out of time, FTC: Failed to complete




More than timekeeping

Yamamah Android



Yamamah IOS





Powered by ATRM